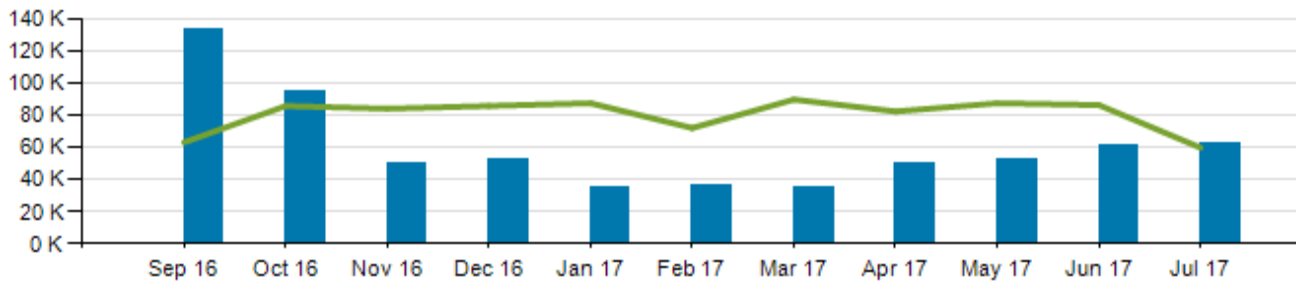


CB Connector Ridership

Total Ridership

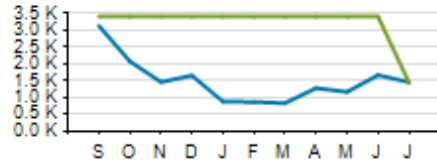


	ACTUAL	BUDGET	VARIANCE (%/#)	
TOTAL	62,916	59,703	+3,213	+5.1%
YTD TOTAL	62,916	59,703	+3,213	+5.1%

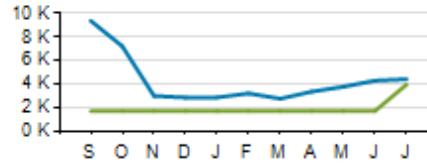
Current Year
 Prior Year
 Target

CB Connector KPIs

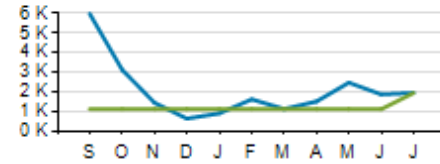
Average Ridership: Weekday



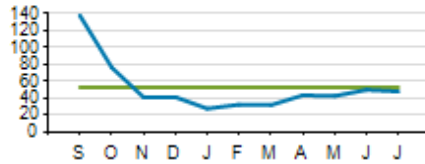
Average Ridership: Saturday



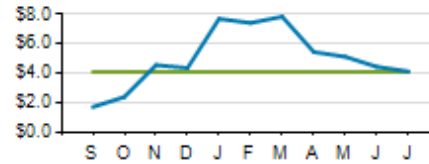
Average Ridership: Sunday



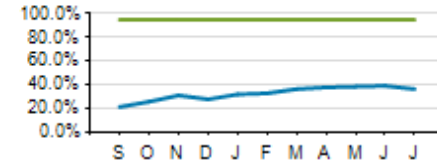
Passengers per Hour



Cost per Passenger



On-Time Performance



	ACTUAL	KPI	VARIANCE
COST PER PASSENGER	\$4.13	\$4.10	+\$0.03
ON-TIME PERFORMANCE (OTP)	36.3%	95.0%	-58.7%
PASSENGERS PER HOUR	47.95	52.8	-4.85
COST RECOVERY	17.7%	14.3%	+3.4%