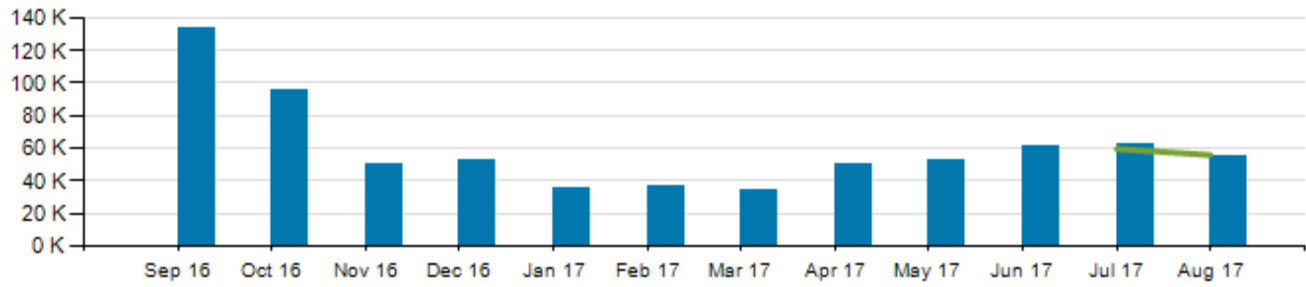


CB Connector Ridership

Total Ridership

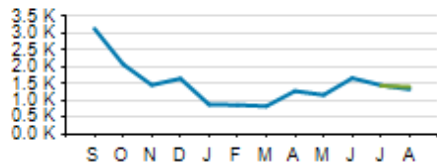


	ACTUAL	BUDGET	VARIANCE (%/#)	
TOTAL	55,049	55,969	-1.6%	-920
FYTD TOTAL	117,965	115,672	+2.0%	+2,293

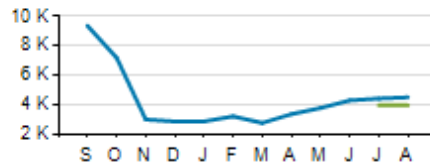
■ Current Year
 ■ Prior Year
 ■ Target

CB Connector KPIs

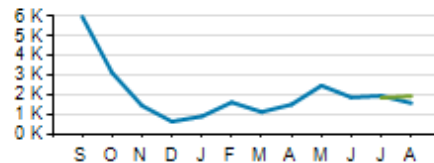
Average Ridership: Weekday



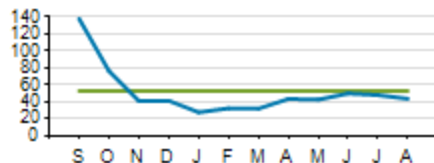
Average Ridership: Saturday



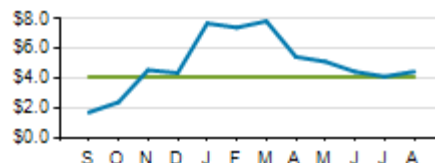
Average Ridership: Sunday



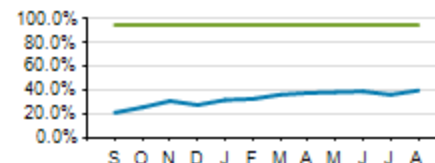
Passengers per Hour



Cost per Passenger



On-Time Performance



	ACTUAL	KPI	VARIANCE
COST PER PASSENGER	\$4.45	\$4.10	+\$0.35
ON-TIME PERFORMANCE (OTP)	39.8%	95.0%	-55.2%
PASSENGERS PER HOUR	47.9	52.8	-4.9
COST RECOVERY	17.7%	14.3%	+3.4%