



connector
1176

Cincinnati Bell
connecting what matters

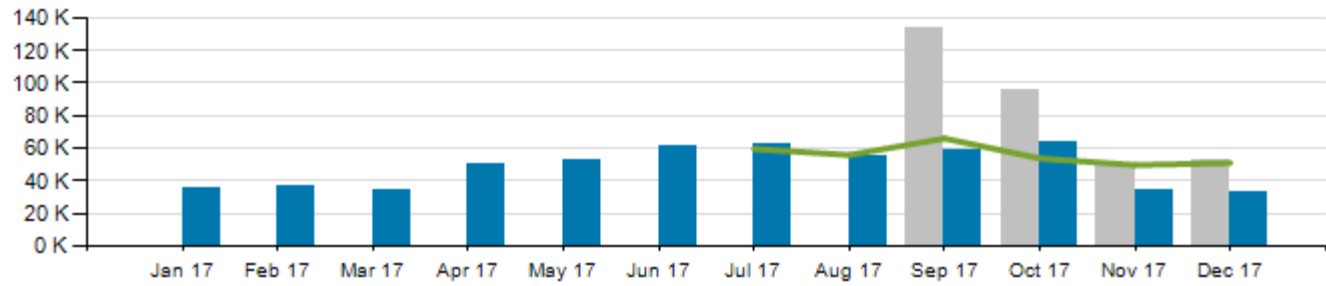
RHINEGEIST
BREWERY

1176

ONE WAY

CB Connector Ridership

Total Ridership

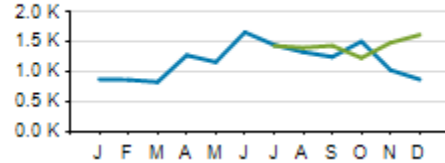


	ACTUAL	BUDGET	VARIANCE (% / #)	
TOTAL	32,611	51,060	-38.1%	-18,449
FYTD TOTAL	307,082	336,514	-8.7%	-29,432

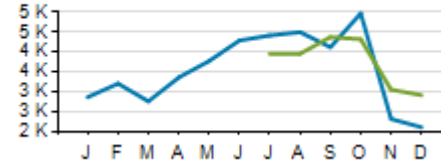
■ Current Year
 ■ Prior Year
 — Budget

CB Connector KPIs

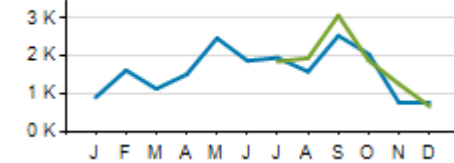
Average Ridership: Weekday



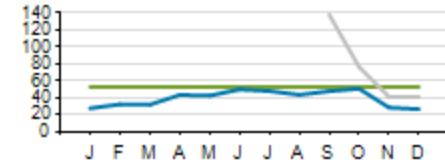
Average Ridership: Saturday



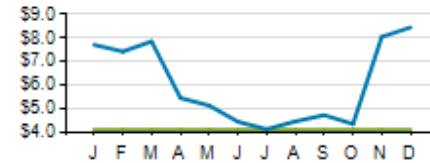
Average Ridership: Sunday



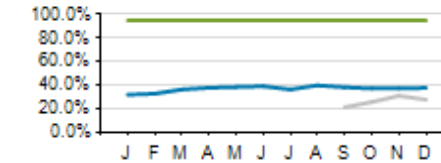
Passengers per Hour



Cost per Passenger



On-Time Performance



	ACTUAL	KPI	VARIANCE
COST PER PASSENGER	\$8.45	\$4.10	+\$4.35
AVERAGE HEADWAY (PEAK/OFF-PEAK)	13:05/15:40	12:00/15:00	+1.05/+0.40
PASSENGERS PER HOUR	26.6	52.8	-26.2
COST RECOVERY	8.6%	14.3%	-5.7%